

Tourism Statistical Review

Volume 3, Issue 9

24.10.21

September 2021

Bahamas Ministry of Tourism & Aviation



In September 2021:

- Air & sea arrivals were significantly up over 1000% for the month and down 45.6% 2021 YTD compared to 2020.
- Stopover arrivals were up by 634.8% for the month, and up 54.5% for 2021 YTD compared to the same period of 2020.
- Cruise visitor arrivals to the Bahamas began to return in February 2021. Cruise arrivals were down 81.5% by September 2021 YTD as service had just resumed to the destination during the month of February and many cruise lines had not resumed their full operations yet.

Total Visitor Arrivals

In September 2021, The Bahamas received **158.7K** foreign air and sea arrivals, an increase of over 1000 percent relative to September 2020. Foreign air arrivals to The Bahamas as a whole also increased by over 1000% and stood at **43.3K**. At the end of March 2020, The Bahamas had closed its borders to international traffic. In June 2020, The Bahamas officially re-opened to international traffic that were coming by private planes or private boats and remained open for September 2021 for these visitors and the ones that travelled by commercial flights.

Air arrivals to The Bahamas were up significantly between September 2020 and September 2021 as they climbed back up. This increase was seen in all the following islands: Abaco, Andros, Berry Islands, Bimini, Cat Cay, Cat Island, Eleuthera, Exuma, Grand Bahama, Inagua, Long Island, Nassau/Paradise Island, and San Salvador. Club Med was still closed on San Salvador.

In September 2021, stopover arrivals to the Out Islands were up during the month compared to the same period of 2020 as visitors flocked to these islands. Stopover arrivals were up in Andros, Berry Islands, Exuma, Harbour Island, and Long Island.

By the end of September YTD 2021, stopovers to San Salvador were down due to the closure of Club Med. Most of the other islands experienced growth for the period.

At the end of March 2020, most of the large hotels in Nassau/Paradise Island closed as a

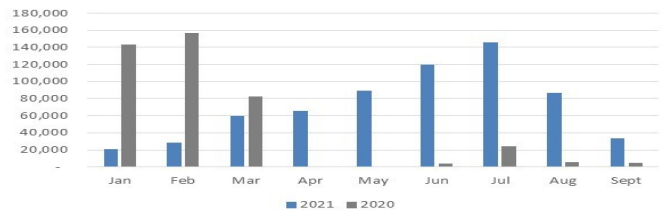
result of the border closures that took effect at that time and opened once again during the month of December 2020. These hotels remained open in September 2021. Hotel Occupancy for these large hotels in September 2021 was 39.3% although some properties had occupancies above 60% during the month.

Meanwhile, cruise arrivals which started again in February 2021 were still down by September 2021 YTD but were beginning to grow again, as cruise lines resumed service to The Bahamas.

Inside this report:

Stopover Arrivals by Region	2 - 3
Stopover Arrivals by Island	3
Travel Trends	4
Mode of Arrival	4
Cruise Arrivals	5
Legend	5
Detailed tables and charts	6 - 9

Stopover Arrivals by Month



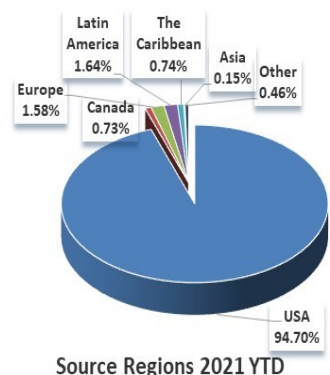
Stopover Arrivals (September YTD)

From January to September 2021, The Bahamas received **650.6K** stopovers, up 54.5% compared to the same period in 2020.

This reflects increases in stopovers from the United States (up 81.6%), Latin America (up 54.0%), Caribbean (up 44.4%), Africa (up 50.6%), and the Middle East (up 53.5%), and decreases in Canada (down 88.8%), Europe (down 57.5%), Asia (down 46.4%), Australasia (down 36.7%) for January

to September YTD.

For September YTD, **94.7% (616.1K)** of stopover visitors originated from the United States, while **1.64% (10.7K)** originated from Latin America, **1.58% (10.3K)** from Europe, **0.7% (4.7K)** from the Caribbean, and **0.6% (3.9K)** from the rest of the world.



North American Arrivals

United States

In September 2021, **30.5k** stopover arrivals were received from the United States, an increase of 620.5% compared to September 2020.

In this regard, arrivals from all sales territories across the US increased, including: Florida (173.3%), the Northeast (over 1000%), the Midwest (over 1000%), and Southeast (over 1000%).

In September 2021 YTD the top 10 producing states were Florida (up 136.9%), New York (up 57.0%), Texas (up 157.8%), New Jersey (up 108.6%), Cali-

fornia (up 142.8%), Georgia (up 147.0%), North Carolina (up 103.2%), Pennsylvania (up 40.0%), Massachusetts (down 7.1%), and Virginia (up 67.6%).

The top ten DMAs during the period September YTD were: New York, Miami-Ft.Lauderdale, West Palm Beach-Ft.Pierce, Atlanta, Washington DC (Hagerstown), Boston (Manchester), Orlando-Daytona Bch-Melbrn, Los Angeles, Dallas -Ft. Worth, Tampa-St.Pete. Philadelphia, and Houston.

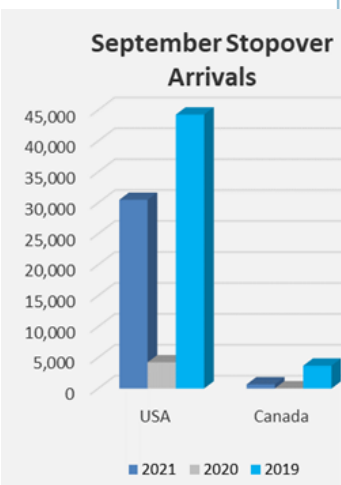
Canada

In September 2021, 0.7K stopo-

ver arrivals were received from Canada, a substantial increase (over 1000%) compared to September 2020.

In September 2021 YTD, the top five producing provinces for stopovers were: Ontario (down 89.6%), Quebec (down 89.5%), Alberta (down 85.1%), British Columbia (down 87.9%), and Manitoba (down 81.4%).

The top ten producing cities YTD were: Toronto, Mississauga, Montreal, Ottawa,, Calgary, Oakville, Hamilton, Brampton, Burlington, London.



In September, European arrivals were up tremendously for the month but down 57.5% September YTD.

European Arrivals

In September 2021, 0.9K stopover arrivals were received from European countries and were up substantially (over 1000%) compared to September 2020.

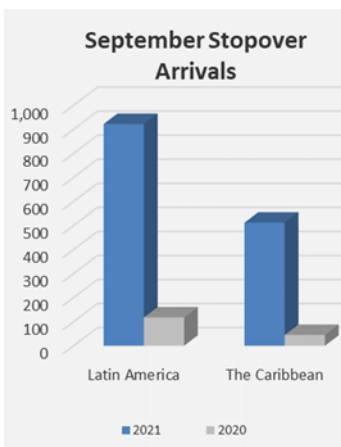
In September 2021, stopover arrivals from all sales territories across Europe were up, including: the UK, covering Italy, Netherlands, and the Nordic region

(over 1000%); Germany, covering Central and Eastern Europe; (771.0%) and France, covering Spain, Belgium, Portugal, Luxembourg, Monaco and Andorra (869.2%).

By the end of September 2021 YTD, the top ten producing countries for stopover visitors were: the United Kingdom (down

55.0%), France (down 75.8%), Germany (down 67.6%), Italy (down 67.4%), Switzerland (down 32.0%), Spain (down 12.6%), Netherlands (down 17.5%), Russia (down 40.5%), Romania (down 57.8%) and Poland (down 74.1%).

The top producing cities were: London, Rome, Paris, Salford, Moscow, Madrid, Delft, Istanbul, Munich, and Liw.



Latin American & Caribbean Arrivals

Latin America

In September 2021, 0.9K stopover arrivals were received from Latin American countries an increase of 681.4% compared to September 2020.

By the end of September YTD the top ten producing countries for stopover visitors during the period were: Mexico (+144.2%), Brazil (+43.2%), Columbia (+80.4%), Peru (+106.9%), Argentina (-39.3%), Panama (+78.7%), Venezuela (+71.0%), Chile (-8.1%), Ecuador (+45.1%), and Guatemala

(+77.9%).

The top ten producing cities were: Sao Paulo, Mexico City, Lima, Bogota, Panama City, Cancun, Santiago, Buenos Aires, Rio de Janeiro, and Guatemala City .

The Caribbean

In September 2021, stopover arrivals received from Caribbean countries increased substantially (over 1000%) compared to September 2020.

By the end of September YTD, the top producing countries for

stopover visitors from the Caribbean were: Jamaica (+76.5%), Puerto Rico (+165.5%), Turks and Caicos (+87.5%), Dominican Republic (+85.5%), Cuba (+108.7%), Bermuda (+10.9%), Cayman Islands (-46.6%), Trinidad and Tobago (-67.2%), Guyana (+70.8%), and Barbados (-48.3%).

The top ten producing cities were: Lucea, Kingston, Montego Bay, Guaynabo, George Town, Dorado, Spanish Town, Havana, Portmore, and Caguas.

Arrivals from the Rest of the World

Asia

In September 2021, stopover arrivals received from Asian countries substantially increased (over 1000%) compared to September 2020. A small amount of Asian visitors were received by September 2021 YTD, a -46.4% decrease from the same period in 2020.

The top producing countries for stopover visitors for September 2021 YTD were: Philippines (up 20.4%), India (down 27.5%), China (down 88.6%) Japan (down 73.1%), Hong Kong (down 40.0%), Indonesia (down 43.1%) and Singapore (down 47.8%).

The top producing cities were: Caba, Mumbai, Chas, Cebu City, Pune, Bengaluru, New Delhi and Yerevan.

Australasia

In September 2021, a small amount of stopover arrivals were received from Australasian countries, but it saw a +93.8% increase compared to September 2020.

The top producing countries for stopover visitors in September 2021 YTD declined by 36.7% compared to the same period of 2020. The two top countries from the region were down Australia (-44.8%) and New Zealand (-5.6%).

Africa

In September 2021, stopover arrivals received from African countries saw an increase of over 1000% compared to September 2020.

The top producing countries for stopover visitors for September YTD 2021 were: South Africa (+57.8%), Nigeria(+114.3%), Ghana(+113.3%), Kenya(-8.7%)

and Burkina Faso(+260.0%).

The top producing cities were: Cape Town (+82.3%), Durban (+42.9%), Johannesburg (-3.1%), Pretoria (+71.9%), Port Elizabeth (+172.7%), George (+222.2%), and Knysna (+41.2%).

Middle East

In September 2021, there was increase (+100.%) in stopover arrivals received from Middle Eastern countries compared to September 2020.

The top producing countries for stopover visitors for September 2021 YTD were: Israel (up 88.6%), United Arab Emirates (up 42.1%), and Qatar (up 113.3%).

The top producing cities were: Dubai (+63.6%), Tel-Aviv-Yafo, Jaffa (+316.7%), Doha (+84.6%), Haifa (+166.7%), and .

In September, stopover arrivals from Asia and Australasia were up for the month but still down by 2021 YTD.

Visitor Arrivals By Island

In September 2021, stopovers to The Bahamas overall were up (+634.8%) compared to September 2020. This was due in part by the desire for visitors to travel again and the relaxation of travel restrictions as more and more people got vaccinated.

During the month, stopover visitor arrivals were up for Nassau/Paradise Island (over 1000%), Exuma(+459.8%), Grand Bahama(+703.7%), and Harbour Island Eleuthera(+35.5%), Andros (+153.0%) and the Berry Islands (+56.6%).

During the month, stopover visitor arrivals were down for San Salvador (-96.2%).

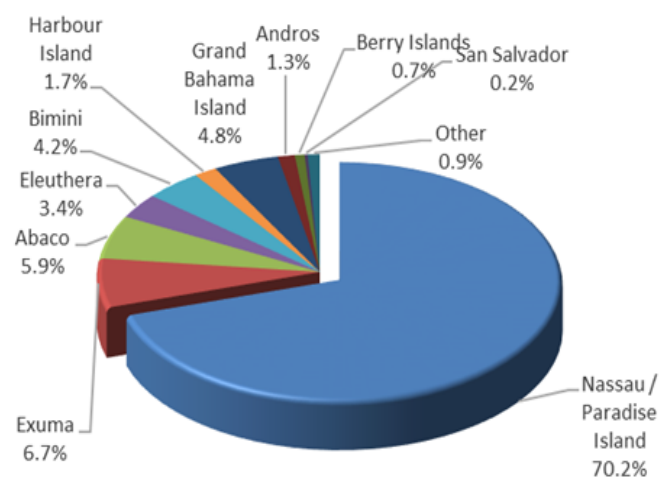
From January to September 2021 the following islands experienced increases in stopover visitors: Nassau/Paradise Island

received **456.7K** stopover visitors, an increase of 44.7%. Grand Bahama (+54.2% to 31.5K), Abaco (+159.2% to 38.3K), Andros (+112.6% to 8.2K), Berry Islands (+184.6% to 4.7K), Bimini (+117.7% to 27.5K), Mainland Eleuthera (+53.1% to 22.2K), Harbour Island Eleuthera (+87.2% to 11.0K), and Exuma (+77.8% to 43.3K stopovers).

During the period, stopover declines were noted on San Salvador (-69.1% to 1.5K).

In September YTD 2021, Nassau was the top island destination for visitors from all source markets, receiving 70.2% of stopover arrivals, followed by Exuma (6.7%), Abaco (5.9%), Total Eleuthera 5.1% (i.e. mainland Eleuthera 3.4% and Harbour Island 1.7% of the market share of stopovers),

Grand Bahama Island (4.8%), and Bimini (4.2%).



STOPOVER ARRIVALS BY ISLAND YTD 2021

Travel Trends

From January to September 2021, the average length of stay of stopover visitors to The Bahamas was 6.9 nights with 58.8% staying 4 to 7 nights, 18.5% staying 2 to 3 nights, 12.1% staying 8 to 14 nights and 2.9% staying 22-90 nights.

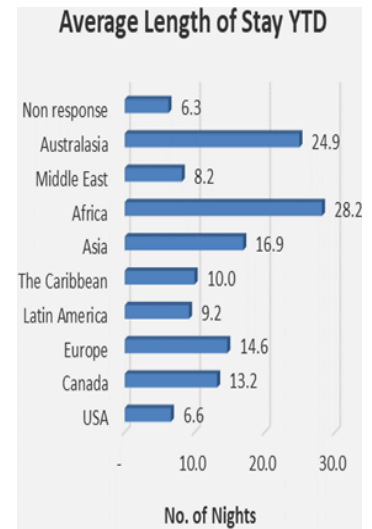
Among the main source markets not including Africa (28.2 nts.) visitors from Australasia (24.9 nts.), Asia (16.9 nts.), Europe (14.6 nts.), the Caribbean (10.0 nts.), and Latin America (9.2 nts.), stayed the longest on average, compared to an average stay of 6.6 nights for US visitors.

During this period, 46.6% of visitors from all regions, were repeat visitors, with the largest proportion of repeat visitors from the main source markets coming from Africa (78.0%), Australasia (61.2%), Canada (58.6%), USA (46.7%), Europe (43.7%) and the Caribbean (45.4%). The region with the lowest repeat visitor rate in the period was The Middle East (24.0%).

During the period, 70.2% of all stopover visitors came to The Bahamas primarily for a vacation, with 12.9% coming for weddings and honeymoons, and 2.4% for business.

Roughly nine in ten (86.6%) visitors stayed in hotels, 4.0% in vacation rentals/apartments or villas, 3.6% in timeshare properties, 2.1% with friends and relatives, and 1.4% on private boats.

The average age of stopover visitors during this period was 40.1 years, with 43.0% of all visitors being between the ages of 25 and 54 years. As such, Millennials and Generation X accounted for 22.1% and 23.0% of visitors, respectively, followed by Post-Millennials (19.6%) and Baby Boomers (13.7%).



As of September YTD 2021, 12.9% of stopover visitors came to The Bahamas primarily for weddings and honeymoons.

Mode of Arrival

From January to September 2021 YTD, 69.9% of stopover visitors to The Bahamas arrived by commercial airline, 19.8% by private plane, 5.7% by private boat/yacht, and 1.4% by cruise ship. This generally reflects the travel patterns of US visitors.

For other source regions, the proportions of stopover visitors arriving by commercial airline, private plane, private boat and cruise ship varied by degree for each market.

For instance, the top transportation modes used by visitors to come to The Bahamas from:

Canada were commercial airlines (70.7%), private planes (21.0%) and private yachts (5.1%); Europe were commercial airlines (66.9%), private planes (20.1%) and private yachts (7.7%); Latin America were commercial airlines (60.9%), private planes (28.2%) and yachts/boats (4.9%); The Caribbean were commercial airlines (66.1%), private planes (24.4%) and private yacht/boat (3.1%); Africa were commercial airlines (41.9%), private yacht/boat (37.1%), and private planes

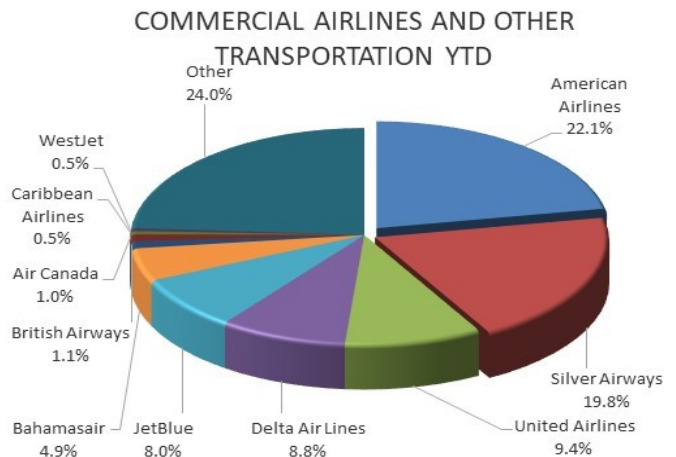
(8.2%); Australasia were commercial airlines (49.2%), private yacht/boat (26.6%), and private plane (13.3%); Asia were commercial airlines (60.3%), private planes (21.1%) and yachts/boats (8.8%).

Airlift

In September YTD, the top ten commercial airlines were: American Airlines, Silver Airways, United Airlines, Delta Air Lines, Jet-Blue, Bahamasair, British Airways Air Canada, and Caribbean Airlines.

For the US September YTD, Silver Airways delivered the most stopover visitors from the Northeast (37.3K) followed by American Airlines (36.0K), and United Airlines (33.5K). American Airlines delivered the most visitors from the Midwest (52.9K), followed by Silver Airways (29.4K) and United Airlines (22.3K). Silver Airways delivered the most visitors from Florida (30.9K), followed by American Airlines (20.4K) and Bahamasair (19.5K). Of the commercial airlines, American Airlines delivered the most visitors from the Southeast (22.4K), followed by Silver Airways (20.3K), and Delta Airlines (18.7K). For Cana-

da YTD, Air Canada delivered the most stopover visitors followed by Westjet and Silver Airways. For Europe YTD, British Airways delivered the most stopover visitors followed by Silver Airways and American Airlines. For Latin America YTD, American Airlines delivered the most stopover visitors, followed by COPA Airlines, and Silver Airways. For the Caribbean YTD, Caribbean Airlines delivered the most stopover visitors followed by Silver Airways and American Airlines.



- In February 2021, the Balearia began to bring cruise visitors to The Bahamas again and by September 2021 other cruise lines like RCCL, Crystal Cruises, Carnival Cruises, Celebrity Cruises and others had resumed service to the destination.

Cruise

In September 2021, The Bahamas received cruise arrivals on many cruise lines that had resumed service to the destination. Royal Caribbean Cruise Lines resumed service in The Bahamas on June 12, 2021 (Cruise and Maritime Dept. Bahamas Ministry of Tourism, 2021). Moreover, RCCL and Crystal Cruises began temporarily homeporting with a couple of their ships in The Bahamas during the month of June 2021.

The Bahamas did not receive

any cruise arrivals in April, May, June, August, September, October, November, December 2020 or January 2021 as the Cruise and Ferry Industry had not yet resumed service to The Bahamas.

Cruise arrivals (first port of entry) by September YTD 2021 were still down significantly by 81.5% but Royal Caribbean Cruise lines, Carnival Cruises, Celebrity Cruises, Norwegian Cruises, had once again resumed service to The Bahamas after more than a year of ab-

sence due to the global pandemic, and other cruise lines were also scheduled to resume service too in the upcoming months. The Coco Cay and other Out Island ports in The Bahamas were now open again.

In addition, Crystal Cruises began service to The Bahamas and made stops on many islands like Nassau, Grand Bahama, Bimini, Exuma, Long Island, and San Salvador.

Most of the cruise ports in The Bahamas had not yet opened for service in the early months of 2021 but slowly began to do so as the year progressed.



Ministry of Tourism & Aviation

#1 Bay Street, 3rd Floor
P. O. Box N-3701
Nassau, Bahamas

Phone: +(242) 302-2000
Fax: +(242) 302-2098

www.bahamas.com
www.tourismtoday.com

The Ministry of Tourism is a national destination management agency for the Islands of The Bahamas—mandated to advertise and promote the destination, as well as to strategically facilitate the growth of the commercial tourism industry.

For further information or details regarding our statistics, please contact our Research and Statistics Unit at (242) 302-2094 or gdelancy@bahamas.com.

Tables and Charts

Title	Page
Foreign Air and Sea Arrivals	6 - 7
All Stopover Arrivals	8 - 9

Foreign Air & Sea Arrivals - September [first port of entry only]

	2021	2020	2021/2020	2021	2020	2021/2020
	Air and Sea		% Chg Air/Sea	Air Only		% Chg Air
Nassau/Paradise Island	79,880	1,128	6981.6%	34,821	971	3486.1%
Grand Bahama	5,902	231	2455.0%	1,151	137	740.1%
Abaco	1,253	753	66.4%	1,108	565	96.1%
Andros	416	182	128.6%	403	178	126.4%
Berry Islands	33,495	576	5715.1%	535	437	22.4%
Bimini	18,782	1,035	1714.7%	694	138	402.9%
Cat Cay	532	628	-15.3%	236	298	-20.8%
Cat Island	70	40	75.0%	70	40	75.0%
Eleuthera	1,413	193	632.1%	1,410	185	662.2%
Exuma	2,837	142	1897.9%	2,809	126	2129.4%
Half Moon Cay	13,092	-	up	-	-	0.0%
Inagua	87	86	1.2%	62	57	8.8%
Long Island	56	22	154.5%	46	22	109.1%
San Salvador	845	-	up	3	-	up
Bahamas Overall	158,660	5,016	3063.1%	43,348	3,154	1274.4%

Source: Immigration and Customs various ports of entry in the Bahamas, & Research and Statistics Dept. Ministry of Tourism. All numbers are subject to revision.

Foreign Air & Sea Arrivals - September YTD [first port of entry only]

	2021	2020	2021/2020	2021	2020	2021/2020
	Air and Sea		% Chg Air/Sea	Air Only		% Chg Air
Nassau/Paradise Island	559,360	886,225	-36.9%	447,130	298,036	50.0%
Grand Bahama	47,573	109,974	-56.7%	14,002	9,583	46.1%
Abaco	39,065	78,649	-50.3%	34,333	7,963	331.2%
Andros	8,911	3,455	157.9%	8,726	3,390	157.4%
Berry Islands	76,369	330,032	-76.9%	8,260	4,389	88.2%
Bimini	72,706	79,530	-8.6%	8,653	4,354	98.7%
Cat Cay	5,924	3,783	56.6%	2,904	1,631	78.1%
Cat Island	1,341	475	182.3%	1,337	452	195.8%
Eleuthera	49,924	104,300	-52.1%	49,082	19,565	150.9%
Exuma	44,740	18,020	148.3%	44,111	17,687	149.4%
Half Moon Cay	32,125	120,417	-73.3%	-	-	0.0%
Inagua	1,386	534	159.6%	530	242	119.0%
Long Island	2,102	724	190.3%	1,660	664	150.0%
San Salvador	4,333	3,676	17.9%	278	3,590	-92.3%
Bahamas Overall	945,859	1,739,794	-45.6%	621,006	371,546	67.1%

Source: Immigration and Customs various ports of entry in the Bahamas, & Research and Statistics Dept. Ministry of Tourism. All numbers are subject to revision.

Foreign Air & Sea Arrivals - Year to Date [first port of entry only]

	Air and Sea Arrivals			Air Arrivals Only		
	2021	2020	%Chg 21/20	2021	2020	%Chg 21/20
January	23,619	687,200	-96.6%	20,792	125,308	-83.4%
February	29,510	712,257	-95.9%	25,719	147,044	-82.5%
March	62,765	302,118	-79.2%	56,371	75,656	-25.5%
April	68,791	43	159879.1%	60,305	11	548127.3%
May	93,876	20	469280.0%	81,168	20	405740.0%
June	135,092	3,935	3333.1%	113,189	1,705	6538.7%
July	183,580	23,820	670.7%	133,929	15,355	772.2%
August	189,966	5,385	3427.7%	86,185	3,293	2517.2%
September	158,660	5,016	3063.1%	43,348	3,154	1274.4%
Grand Total	945,859	1,739,794	-45.6%	621,006	371,546	67.1%

Source: Immigration , Customs various ports of entry in the Bahamas, and Port Authorities. Research and Statistics Dept. Ministry of Tourism

All numbers are subject to revision

All Stopover Arrivals—September



Regions

Clear filters

Arrival Year

- 2021
- 2020
- 2019
- 2018
- 2017

Arrival Month

- May
- Jun
- Jul
- Aug
- Sep

Country (of residence)

Country (of residence)

- AFGHANISTAN
- ALBANIA
- ALGERIA
- ANDORRA
- ANGOLA
- ...
- Island Visited
- ABACO
- ACKLINS
- ANDROS
- BERRY ISLANDS
- ...

Visitor Type

Stop Over

Region



USA



Canada



Europe



Latin America



The Caribbean



Asia

Visitor Concentration by Country (of residence)




Total Arrivals by Country (of residence)

Region	2021	2020	2019	2018	2017	2016	Total
USA	30,492	4,232	44,269	55,993	38,785	61,816	235,587
Europe	959	87	3,868	4,325	4,757	5,168	19,164
Canada	671	33	3,688	4,689	2,469	5,053	16,603
Latin America	922	118	1,555	1,405	1,062	3,572	8,634
The Caribbean	512	45	1,865	1,507	1,759	1,562	7,250
Asia	96	8	582	601	718	512	2,517
Australasia	31	16	254	310	217	316	1,144
Middle East	79	1	87	164	174	137	642
Africa	90	33	138	122	121	136	640
Non response		34	6	36	104	46	226
Total	33,852	4,607	56,312	69,152	50,166	78,318	292,407



All Stopover Arrivals—September YTD



6.19M Total Arrivals


3M Return Visits

1.3 Average Visits


01 Average Stay (nights)

6.7 Average Stay (nights)


Region




USA




Canada




Europe



Latin America

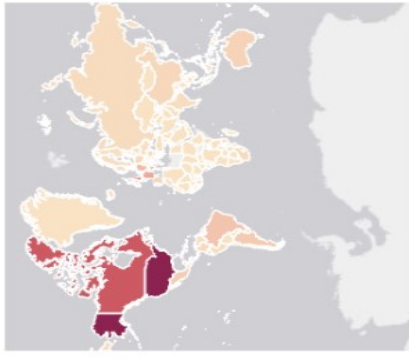


The Caribbean



Asia

Visitor Concentration by Country (of residence)



Total Arrivals by Country (of residence)

Region	2021	2020	2019	2018	2017	2016	Total
USA	616,143	339,304	1,210,219	1,021,133	921,238	977,661	5,08
Canada	4,738	42,241	102,452	93,102	83,249	99,063	42
Europe	10,312	24,273	94,113	92,435	88,014	85,601	39
Latin America	10,664	6,923	28,691	27,675	25,822	29,715	12
The Caribbean	4,789	3,316	17,524	16,637	16,108	17,356	7
Asia	1,006	1,876	9,360	9,500	7,650	5,838	3
Australasia	691	1,092	3,881	3,758	4,409	4,198	1
Africa	1,462	971	2,630	2,218	2,263	2,062	1
Middle East	620	404	1,731	2,137	1,700	1,650	
Non response	188	834	791	1,648	1,510	672	
Total	650,613	421,234	1,471,392	1,270,243	1,151,963	1,223,816	6.18

Clear filters

Arrival Year

- 2021
- 2020
- 2019
- 2018
- 2017

Arrival Month

- Jun
- Jul
- Aug
- Sep
- Oct

Country (of residence)

- AFGHANISTAN
- ALBANIA
- ALGERIA
- ANDORRA
- ANGOLA
- Island Visited
- ABACO
- ACKLINS
- ANDROS
- BERRY ISLANDS

Visitor Type

Stop Over

