

Tourism Statistical Review

Volume 3, Issue 1

24.02.21

January 2021

Bahamas Ministry of Tourism & Aviation



In January 2021:

- Air & sea arrivals were down 96.6% for the month in 2021.
- Stopover arrivals were down 90.7% for the month in 2021.
- There were no cruise arrivals to The Bahamas in January 2021.

Total Visitor Arrivals

In January 2021, The Bahamas received **23.6K** foreign air and sea arrivals, a decline of **96.6%** relative to January 2020, and foreign air arrivals to the Bahamas as a whole declined by **83.4%** and stood at **20.8K**. At the end of March 2020, the Bahamas had closed its borders to international traffic. In June 2020, the Bahamas officially reopened to international traffic that were coming by private planes or private boats and remained open. In late 2020 commercial airlines also flew into the Bahamas.

Air arrivals during the month of January were down in all the following islands: Nassau/Paradise Island (-88.0% to 12.6K), Grand Bahama (-76.1%), Abaco (-16.1%), Andros (-11.1%), Berry Islands (-22.6%), Cat Cay (-39.5%), and Cat Island (-13.3%). Bimini (-60.4%), Eleuthera (-50.9%), Exuma (-77.5%), and San Salvador (-98.8%, the major hotel on island was still closed in January 2021).

Air arrivals in January 2021 were up in: Long Island (34.3%).

In January 2021, stopover arrivals were down 86.9% compared to January 2020. This reflects decreased stopover arrivals to most major island destinations in the Bahamas like Abaco (-70.1%), Andros (-54.7%), Bimini (-32.3%), Exuma (-88.5%), Grand Bahama (-85.5%), Mainland Eleuthera (-78.7%), Harbour Island (-82.1%), Berry Islands (-11.1%) and Nassau/Paradise Island (-89.4%), and decreased arrivals from all source markets.

At the end of March 2020, most of the large hotels in Nassau/Paradise Island closed as a result of the border closures that took effect at that time and many were open once again during the month of January 2021.

Meanwhile, no cruise arrivals visited The Islands of The Bahamas in January 2021.

Inside this report:

Stopover Arrivals by Region 2 - 3

Stopover Arrivals by Island 3

Travel Trends 4

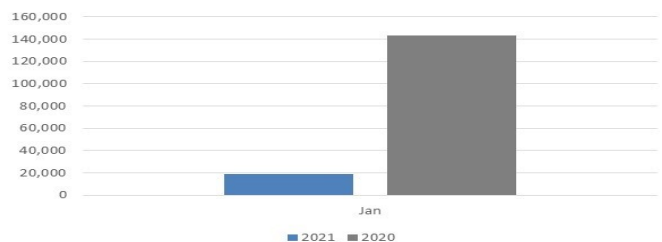
Mode of Arrival 4

Cruise Arrivals 5

Legend 5

Detailed tables and charts 6 - 8

Stopover Arrivals by Month



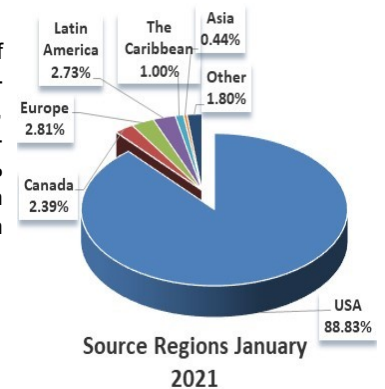
Stopover Arrivals (January 2021)

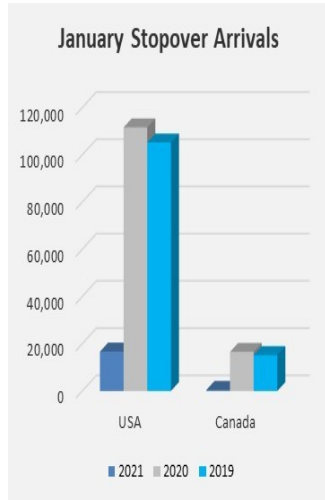
From January 2021, The Bahamas received **18.8K** stopovers, (down 86.9% compared to the same period in 2020).

This reflects decreases in stopovers from the United States (down 85.1%), Canada (down 97.3%), Europe (down 94.2%), Latin America (down 80.6%), Caribbean (down 85.9%), Asia (down 91.4%), Africa (down 74.8%), Australasia (down 91.3%) and the Middle East (down 73.3%) for

January 2021.

For January 2021, **88.8%** of stopover visitors (**16.7K**) originated from the United States, while **2.4%** originated from Canada, **2.8%** from Europe, **1.0%** from the Caribbean, **2.7%** from Latin America, and **2.2%** from the rest of the world.





North American Arrivals

United States

In January 2021, **16.7K** stopover arrivals were received from the United States, a decrease of **85.1%**, compared to January 2020.

In this regard, arrivals from all sales territories across the US declined, including: the Northeast (down 90.4%), the Midwest (down 87.5%), the Southeast (down 84.0%), and Florida (down 74.8%).

By the end of January 2021, the top 10 producing states were Florida (down 74.8%), New York (down 90.8%), Texas (down 82.5%), Massachusetts (down

89.6%), New Jersey (down 92.4%), California (down 85.1%), Pennsylvania (down 91.5%), Georgia (down 82.6%), South Carolina (81.2%) and Ohio (down 86.3%).

The top ten DMAs by the end of January were: Miami-Ft. Lauderdale, New York, West Palm Beach-Ft. Pierce, Atlanta, Boston (Manchester), Tampa-St. Pete (Sarasota), Washington DC (Hagerstown), Los Angeles, Dallas Ft. Worth, and Orlando-Daytona Bch-Melbrn.

Canada

In January 2021, a miniscule amount of stopover arrivals were received from Canada, a de-

crease of **97.3%**, compared to January 2020.

By the end of January 2021, the top five producing provinces for stopovers were: Ontario (down 97.9%), Quebec (down 96.9%), Alberta (down 97.5%), British Columbia (down 97.6%), and Manitoba (down 96.7%).

The top ten producing cities by the end of January 2021 were: Toronto, Westmount, Montreal, Vaughan, Mississauga, Calgary, Gatineau, Saint Jerome, Saguenay, Winnipeg.

In January,
European arrivals
were down 94.2%
for the month.

European Arrivals

In January 2021, a miniscule amount of stopover arrivals were received from European countries, a decrease of **94.2%**, compared to January 2020.

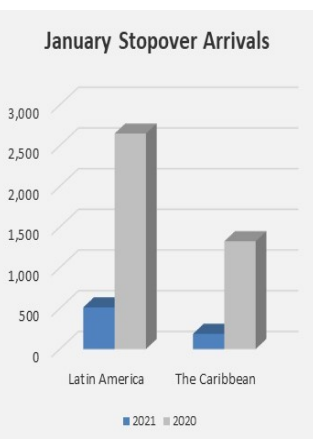
In January 2021, stopover arrivals from all sales territories across Europe were down, including: the UK, covering Italy, Netherlands, and the Nordic

region (down by 94.3%); France, covering Spain, Belgium, Portugal, Luxembourg, Monaco and Andorra (down 95.9%); and Germany, covering Central and Eastern Europe (down 93.1%).

By the end of January 2021, the top ten producing countries for stopover visitors 2021 were: the United Kingdom, Germany, Italy,

Netherlands, Spain, France, Russia, Denmark, and Switzerland, Poland.

The top producing cities were: London, Moscow, Aston, Sochi, Salford, Paris, and Poole.



Latin American & Caribbean Arrivals

Latin America

In January 2021, a miniscule amount of stopover arrivals were received from Latin American countries, a decrease of **80.6%** compared to January 2020.

By the end of January 2021, the top ten producing countries for stopover visitors during the period were: Mexico, Brazil, Argentina, Columbia, Chile, Peru, Panama, Venezuela, Paraguay, and Costa Rica.

The top producing cities were: Mexico City, Buenos Aires, San-

tiago, Bogota, Toluca, Medellin, Lima, and Juarez.

The Caribbean

In January 2021, a miniscule amount of stopover arrivals were received from Caribbean countries, a decrease of **85.9%**, compared to January 2020.

By the end of January 2021, the top producing countries for stopover visitors from the Caribbean were: Jamaica, Turks and Caicos, Dominican Republic, Cuba, Puerto Rico, Bermuda, and Haiti.

The top producing cities were: Kingston, George Town, La Romana, Guaynabo, Havana, and Ocho Rios.

Arrivals from the Rest of the World

Asia

In January 2021, a miniscule amount of stopover arrivals were received from Asian countries, a decrease of **91.4%** compared to January 2020.

The top producing countries for stopover visitors for January 2021 were: Philippines, India, Hong Kong, China, and Indonesia.

The top producing cities were: Caba, Shanghai, Cebu City, and Las Pinas.

Australasia

In January 2021, a miniscule amount of stopover arrivals were received from Australasian countries, a decrease of **91.3%** compared to January 2020.

The top producing countries for stopover visitors in January 2021 YTD were: Australia, and

New Zealand.

Africa

In January 2021, a miniscule amount of stopover arrivals were received from African countries, a decrease of **74.8%** compared to January 2020.

The top producing countries for stopover visitors for January 2021 were: South Africa, and Nigeria.

The top five producing cities were: Cape Town, Durban, and Johannesburg.

Middle East

In January 2021, a miniscule amount of stopover arrivals were received from Middle Eastern countries, a decrease of **73.3%** compared to January 2020.

The top producing countries for stopover visitors for January 2021 were: United Arab Emirates, and Israel.

The top producing cities were: Dubai and Jerusalem.

In January, stopover arrivals from Asia, Australasia, Africa and the Middle East were down for the month.

Visitor Arrivals By Island

In January 2021, stopover arrivals decreased for most of the destinations in the Bahamas.

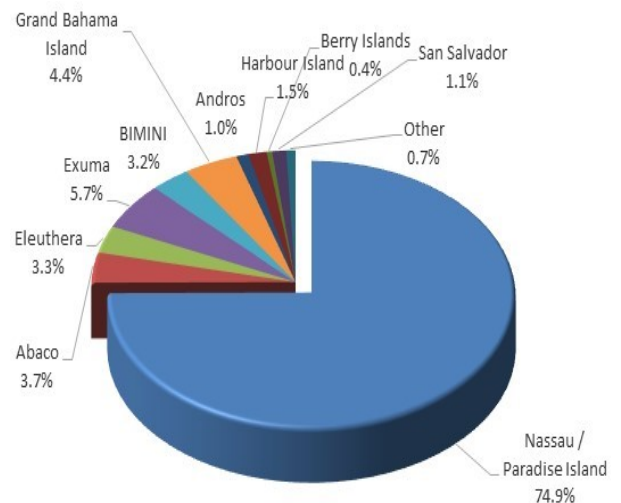
During the month, stopover visitor arrivals were down for the following islands: Nassau/Paradise Island (-89.4%), Grand Bahama (-85.5%), Abaco (-70.1%), Mainland Eleuthera (-78.7%), Harbour Island in Eleuthera (-82.1%), Exuma (-88.5%) and The Berry Islands (-11.1%).

During the period stopover declines were also noted on other Islands like Bimini (down 32.3%), Cat Island (down 71.4%), Exuma (down 88.5%), and San Salvador (down 96.1%).

In January 2021, Nassau was the top island destination for visitors from all source markets, receiving **74.9%** of stopover arrivals, followed by Exuma which

had 5.7% and Grand Bahama with 4.4%.

Eleuthera as a whole including Harbour Island had **4.8%** of the market share of stopovers: i.e., Eleuthera mainland with **3.3%** and Harbour Island with **1.5%**. The next biggest destination for stopovers to the Bahamas was Abaco with **3.7%** of the arrivals and Bimini with **3.2%** of visitors,



STOPOVER ARRIVALS BY ISLAND 2021

Travel Trends

By the end of January 2021, the average length of stay of stopover visitors to The Bahamas was 11.8 nights with 40.9% staying 4 to 7 nights, 19.4% staying 2 to 3 nights, 13.2% staying 8 to 14 nights and 9.7% staying 22-90 nights.

In January 2021, the main source markets not including Africa (36.2 nts.) visitors from Latin America (10.9 nts.), Europe (21.5 nts.), Asia (33.1 nts.) and Australasia (38.1 nts.) stayed the longest on average, compared to an average stay of 10.9 nights for US visitors.

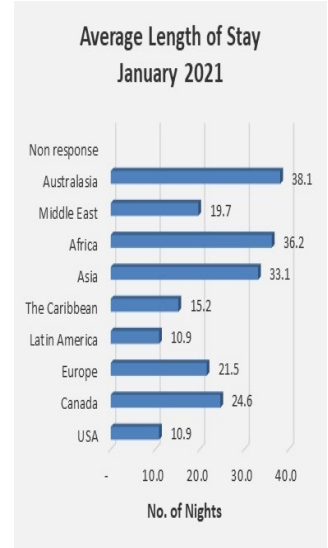
During this period, 63.5% of visitors from all regions, were repeat visitors, with the largest proportion of repeat visitors from the main source markets coming from the Caribbean (i.e., 57.2% were repeat visitors), Africa (i.e. 78.4%), the US (i.e., 63.5%) and the lowest from the Middle East (86.4%).

During the period, 62.7% of all stopover visitors came to The Bahamas primarily for a vacation, with 11.0% coming for weddings and honeymoons, and 4.9% for business.

Eighty-five percent (85.3%) of

visitors stayed in hotels, 4.8% in vacation rentals/apartments or villas, 2.3% in timeshare properties, 2.0% on private boats and 4.1% with friends and relatives.

The average age of stopover visitors during this period was 42.9 years, with 43.2% of all visitors being between the ages of 25 and 54 years. As such, Millennials and Generation X visitors accounted for 23.4% and 21.9% of visitors, respectively, followed by Baby Boomers (17.0%) and Post-Millennials (14.1%).



Mode of Arrival

In January 2021, 57.9% of stopover visitors to The Bahamas arrived by commercial airline, 30.3% by private plane, 6.8% by private boat/yacht, and 0.2% by cruise ship. This generally reflects the travel patterns of US visitors.

For other source regions, the proportions of stopover visitors arriving by commercial airline, private plane, private boat and cruise ship varied by degree for each market.

For instance, the top transportation modes used by visitors to come to the Bahamas from:

Canada were commercial airlines (70.3%), private planes (20.5%) and cruise ships (0.4%); Europe were commercial airlines (52.3%), private planes (36.0%) and cruise ships (0.3%); Latin America were commercial airlines (62.7%), and private planes (28.6%); The Caribbean were commercial airlines (66.3%), private planes (23.5%) and private yacht/boat (3.7%); Africa were commercial airlines (51.3%), private yacht/boat (31.0%), private planes (13.5%), and cruise ships (1.3%); Austral-

asia were commercial airlines (40.0%), private yacht/boat (22.5%), and private plane (22.5%); Asia were commercial airlines (45.7%), private planes (30.1%) and cruise ships (4.8%).

Airlift

In January 2021, the top commercial airlines were: American Airlines, Silver Airways, Delta Air Lines, JetBlue, Bahamasair, Air Canada, and United Airlines.

For the US in January 2021, American Airlines delivered the most stopover visitors from the Midwest followed by Silver Airways and Delta Airlines. American Airlines delivered the most visitors from the Southeast, followed by Silver Airways and Delta. Of the commercial airlines, Silver Airways delivered the most visitors from Florida followed by American Airlines and Jet Blue.

For Canada in January 2021, Air Canada delivered the most stopover visitors followed by Silver Airways, and American Airlines.

For Europe in January 2021, the most stopover visitors came on Silver Airways and American Airlines.

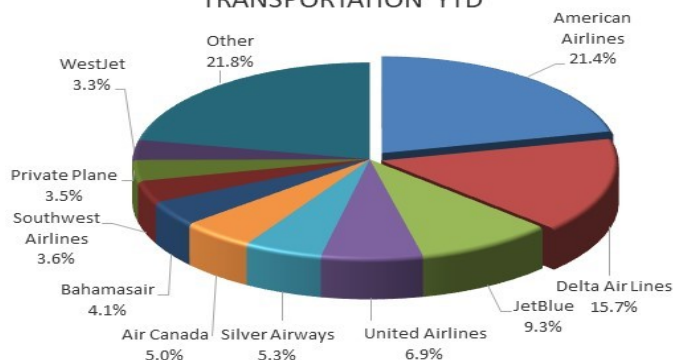
For Latin America in January 2021, Caribbean Airlines, American Airlines delivered the most stopover visitors, followed by Silver Airways and Copa Airlines.

For the Caribbean in January 2021, Caribbean Airlines, Silver Airways and American Airlines delivered the most stopover visitors from this region.

For the Rest of the World in January 2021, American Airlines delivered the most stopover visitors, followed by Silver Airways and Delta Airlines.

As of January 2021, 11.0% of stopover visitors came to The Bahamas primarily for weddings and honeymoons.

COMMERCIAL AIRLINES AND OTHER TRANSPORTATION YTD



In January 2021, there were no cruise arrivals that came to the Bahamas during the month.

Cruise Arrivals

In January 2021, The Bahamas did not receive any cruise arrivals by first port of entry. The Bahamas did not receive any cruise arrivals in April, May, June, August, September, October, November, or December 2020. The Bahamas did not receive any cruise arrivals in January 2021 either as cruise ships had still not resumed their operations to the islands.

238.9K. Cruise ships are expected to resume service to the Islands of The Bahamas in 2021.

Cruise arrivals (first port of entry) in January 2021 were zero but January 2020 totaled



Ministry of Tourism & Aviation

#1 Bay Street, 3rd Floor
P. O. Box N-3701
Nassau, Bahamas

Phone: +(242) 302-2000
Fax: +(242) 302-2098

www.bahamas.com
www.tourismtoday.com

The Ministry of Tourism is a national destination management agency for the Islands of The Bahamas—mandated to advertise and promote the destination, as well as to strategically facilitate the growth of the commercial tourism industry.

For further information or details regarding our statistics, please contact our Research and Statistics Unit at (242) 302-2094 or gdelancy@bahamas.com.

Tables and Charts

Title	Page
Foreign Air and Sea Arrivals	6 - 7
All Stopover Arrivals	8

Foreign Air & Sea Arrivals - January [first port of entry only]

	2021	2020	2021/2020	2021	2020	2021/2020
	Air and Sea		% Chg Air/Sea	Air Only		% Chg Air
Nassau/Paradise Island	13,236	345,318	-96.2%	12,610	105,161	-88.0%
Grand Bahama	1,052	38,138	-97.2%	672	2,809	-76.1%
Abaco	1,806	37,935	-95.2%	1,651	1,967	-16.1%
Andros	621	710	-12.5%	617	694	-11.1%
Berry Islands	855	129,369	-99.3%	594	767	-22.6%
Bimini	1,591	28,711	-94.5%	451	1,138	-60.4%
Cat Cay	271	599	-54.8%	161	266	-39.5%
Cat Island	85	101	-15.8%	85	98	-13.3%
Eleuthera	2,452	44,115	-94.4%	2,413	4,910	-50.9%
Exuma	1,334	5,800	-77.0%	1,286	5,719	-77.5%
Half Moon Cay	-	54,581	-100.0%	-	-	0.0%
Inagua	107	80	33.8%	53	56	-5.4%
Long Island	180	134	34.3%	180	134	34.3%
San Salvador	29	1,609	-98.2%	19	1,589	-98.8%
Bahamas Overall	23,619	687,200	-96.6%	20,792	125,308	-83.4%

Source: Immigration and Customs various ports of entry in the Bahamas, & Research and Statistics Dept. Ministry of Tourism. All numbers are subject to revision.


Foreign Air & Sea Arrivals - Year to Date [first port of entry only]

	Air and Sea Arrivals			Air Arrivals Only		
	2021	2020	%Chg 21/20	2021	2020	%Chg 21/20
January	23,619	687,200	-96.6%	20,792	125,308	-83.4%


Source: Immigration, Customs various ports of entry in the Bahamas, and Port Authorities. Research and Statistics Dept. Ministry of Tourism

All numbers are subject to revision


All Stopover Arrivals—January




Regions




Total Arrivals
0.60M



Return Visits
293K




Average Visits
1.1




Average Stay (nights)
8.0


Region




USA




Canada




Europe



Latin America

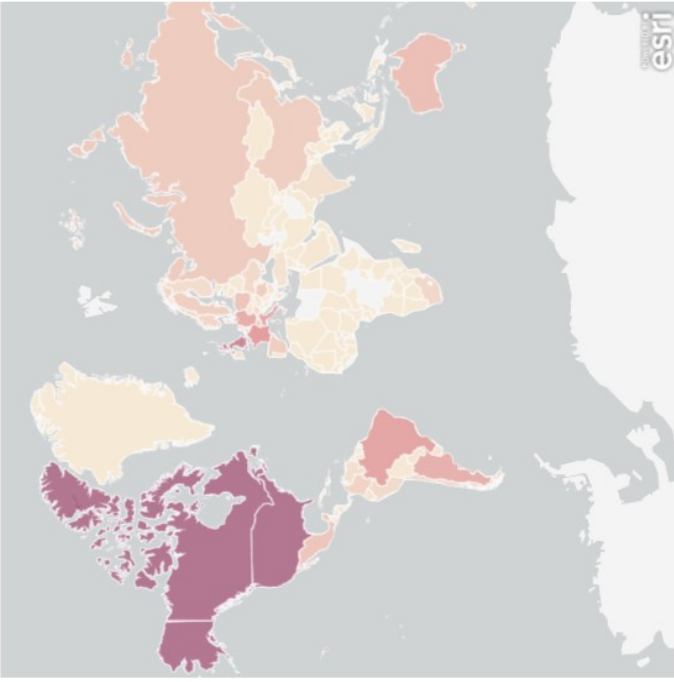


The Caribbean



Asia

Visitor Concentration by Country (of residence)



Total Arrivals by Country (of residence)

Region	2021	2020	2019	2018	2017	2016	Total
USA	16,676	111,655	105,249	73,202	67,916	69,875	444,573
Canada	448	16,567	15,216	13,302	12,475	14,370	72,378
Europe	527	9,141	11,743	10,977	9,523	9,315	51,226
Latin America	513	2,648	3,505	4,385	3,660	3,677	18,388
The Caribbean	187	1,325	1,128	1,286	1,641	1,424	6,991
Asia	83	968	942	1,149	825	570	4,537
Australasia	40	461	578	474	491	676	2,720
Africa	74	294	243	266	140	226	1,243
Non response	180	333	141	299	66	42	1,061
Middle East	44	165	170	153	200	131	863
Total	18,772	143,557	138,915	105,493	96,937	100,306	603,980

Arrival Year

- 2018
- 2017
- 2016

Arrival Month

- Jan
- Feb
- Mar

Arrival Mode

- AIRLINE
- CRUISE SHIP STOPOVER...
- NR/UNK

Country (of residence)

- AFGHANISTAN
- ALBANIA
- ALGERIA
- ANDORRA
- Island Visited
- ABACO
- ACKLINS
- ANDROS
- BERRY ISLANDS

Visitor Type

- Stop Over